

Apeos C7070 / C6570 / C5570 / C4570 / C3570 / C3070 / C2570
A3 Colour Multifunction Printer



New Times, New Apeos

The new "Apeos" offers advanced features with high security level and easy operability to help business diversify with times.

"Apeos" devices are able to connect smoothly with a variety of solutions and services to realise an all new agile remote workstyle of working anytime, anywhere.



Apeos

C7070 / C6570 / C5570 / C4570 /
C3570 / C3070 / C2570



Copy / Print	Scan*2	Fax*2	Printing resolution	Control Panel
Colour/Monochrome 70ppm*1	Colour/Monochrome 270ppm*3	Super G3 FAX	1,200×2,400 dpi*4	10.1" Tilted Colour Touchscreen

- Cloud enabled ● Mobile enabled ● Scan business cards ● Security
- LED reminder to collect printed document / originals ● Multi-feed detection

*1: For Apeos C7070. *2: Optional. *3: When scanning using the Duplex Automatic Document Feeder C2-PC. 160 ppm when using the Duplex Automatic Document Feeder B2-PC.
*4: Print Function.



Accelerate your world of remote work style

Easy-to-use and intuitive operability. From one touch mobile connection to direct access to cloud services, these seamless operations along with strong security features help you create a seamless remote work culture.




Quick and simple operability

- Easy and intuitive operation
- Fast output with no wait time




Seamless sharing and document management

- Improve daily work efficiency
- Integrate regular workflows



Easy Connectivity

- Seamless connectivity from anywhere using mobile and cloud services.



Safe guarding information

- Important information is well protected

Customer who requires

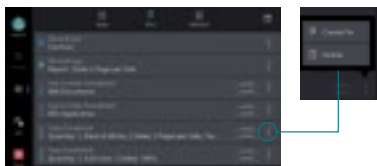
- A well-balanced multifunction printer as primary/secondary device
- A device that can assist them in developing a remote yet seamless working environment
- A device that can be used on the go with seamless connectivity options
- A device that allows convenient information sharing anytime, anywhere
- A device that allows tracking by department usage patterns for maximising work and cost efficiency

Quick and simple operability

Simple layout with easy navigation

Black and gray tone UI gives better contrast for easy recognition.

- Icons are evenly spread for easy recognition
- Consistent operation steps of each function for easy recall
- Home screen personalization for ease of access to commonly used functions
- Pin regular settings for registering frequent or repeated jobs
- Clear visible light notifications for completed or error jobs
- Subtle sound notification for alert and attention



Smartphone becomes a “portable operation panel”

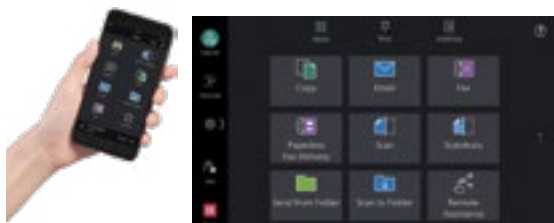
Seamless connectivity with mobile devices for Copy, Fax, Print, Scan^{*1} jobs using the Print Utility^{*2} application.

- Mobile device can be used as an alternative UI for operations control to minimise common touch points
- Frequent settings can be saved as “Favourites”
- Directly send fax or email with the addresses stored in the smartphone
- Minimise printer touch points for hygiene reasons

Note: Connect to machine via wireless environment or Wi-Fi Direct connection.

*1: Scan to Mobile, E-mail, Scan to Folder.

*2: It can be downloaded free of charge from Google Play™ or App Store.



Trays open and close lightly and quietly

Paper trays are equipped with a retraction mechanism for smooth opening and closing.

- One soft push for closing
- Retracts softly and gently
- Drawing out is effortless



Quick scanning of high-volume originals

Up to 270ppm* can be read at high speed in Copy or Scan. The post-processing jobs can be carried out without delay.

- Equipped with multifeed detection
- One pass DADF will not damage the original document
- The document cover closes slowly

* For Duplex Automatic Document Feeder C2-PC.
During 1 pass and 2 sided scanning, 200 dpi to Folder.

Accelerated operations with no wait time

Quick startup and output for greater efficiency

- Quick warm up in less than 24 seconds
- Fast Boot Mode prepares the operation panel in 6 seconds^{*1}
- First Copy Output Time in 3.3 seconds^{*2}

*1: Depending on the status of the main unit and configuration of options, it may not operate or take more than 6 seconds.

*2: A4 LEF for C7070/C6570 when in horizontal/Monochrome preferred mode

Print out from any multifunction device within the office

With Server-less On-Demand Print*, you have the flexibility to print outs from any of the connected multifunction devices.

- Improves productivity by printing from another available multifunction device when the current device is in use
- Up to 100 units can be linked
- Specific job settings can be revised at the device level to save time (1 sided to 2 sided, adding staple, all monochrome)

* Optional.

Light notification reminder

Light notification reminds user of uncollected original or printed document on the trays.

- Prevents uncollected documents left on the Center Tray or feeder
- Center Tray light further notifies when a fax is received on the Side Tray



Flexibility in office layout

Supports wireless LAN environment^{*1}.

- Supports free addressing in the office with Wi-Fi support
- Up to five Wi-Fi Direct multifunction devices can be connected at the same time
- Supports direct mobile printing^{*2}
- Print Utility, AirPrint, Mopria® Print Service are supported

*1: Optional.

*2: When connecting to Wi-Fi Direct.

Seamless sharing and document management

Various features saving time and effort in scanning operation

Scanned data can be transferred through a variety of methods including Email, URL, and send to PC (SMB/FTP/SFTP).

- Data can be sent by using multiple features simultaneously
- Improve your digitalisation process with features including automatic orientation of scanned page to upright position, correcting the skewed page, or removing blank pages
- In addition to TIFF and JPEG, the scanned data can be converted to OCR-enabled* or high compression/ specific colour PDF or DocuWorks documents. Also they can be converted to editable Excel/Word documents*
- With ScanAuto, you can easily send the scanned data to your e-mail address by simply pressing a button

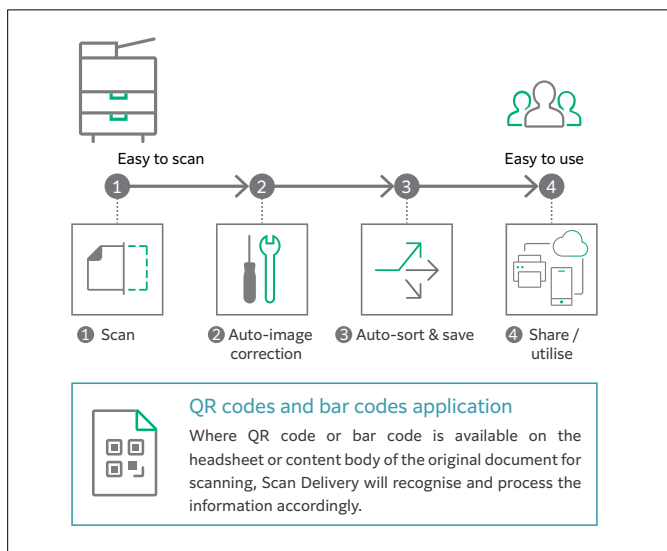
* Optional.

Digitisation of paper documents for effortless document management

With Scan Delivery*, you can automatically process and store scanned images by simply pressing the preset button for each workflow or document type.

- Automate to set file format, file name, OCR*, etc
- Automatically stores scanned and processed documents in the appropriate destination
- Specify particular words or characters in a document as the folder or file name
- 0 and other frequently mis-recognised characters can be read correctly

* Optional.

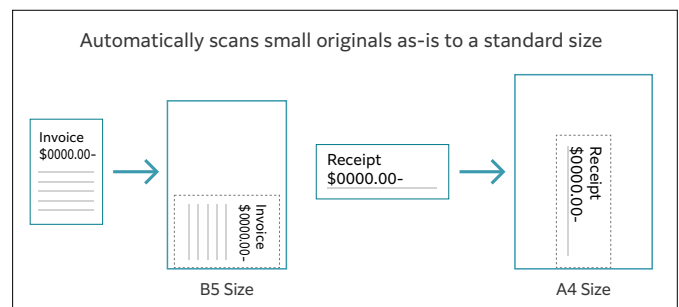


Scan small originals such as checks and invoices together

Custom-size or small-size documents such as receipts can be scanned directly from the Duplex Automatic Document Feeder which can be automatically set into the nearest standard size.

- Instantly scan without manual entry of each original size
- Automatically converts custom-size originals to standard size
- Smart OCR* function reduces post-processing work

* Optional.



Enhance sales capabilities by utilising business card information

With Duplex Automatic Document Feeder B2-PC, you can load originals that are as small as business cards.

- Supports minimum size of 49mm(W) x 85mm(L)*1
- Multiple sheets of original can be loaded and scanned together
- 1-pass 2-sided DADF allows simultaneous front and back side scanning
- OCR*2 feature reduces workload of manual data entry

*1: Applicable for paper weight 38 to 209 gsm.

*2: Optional.

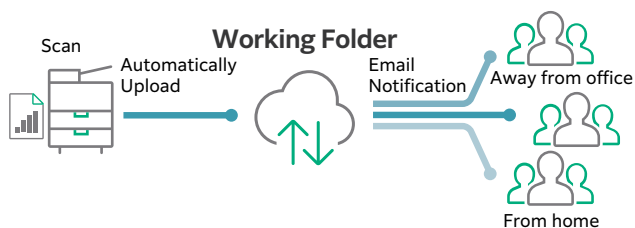


Streamline operations for remote work style

Share information anytime, anywhere

With Working Folder* and internet access, documents can be viewed regardless of time and location.

- Can be linked smoothly with multifunction devices, DocuWorks, and mobile devices
- Documents in Working Folder can be printed from the control panel
- Scanned documents will be assigned a file name and stored in Working Folder. An email notification will be sent to relevant users



* Cloud services provided by FUJIFILM Business Innovation. A separate contract is required.

Supporting Universal Print by Microsoft

By registering multifunction devices to Universal Print by Microsoft in advance, users*¹ authenticated with Microsoft Entra ID*² can print from anywhere through cloud.

- *1: Organizations with or Microsoft Windows Enterprise or Microsoft 365 subscriptions.
- *2: Formerly Azure Active Directory.

Easy and secure output even when you are working remotely

With Cloud On-Demand Print*, you can register documents from a PC or mobile device to the cloud server and print them from the designated multifunction device.

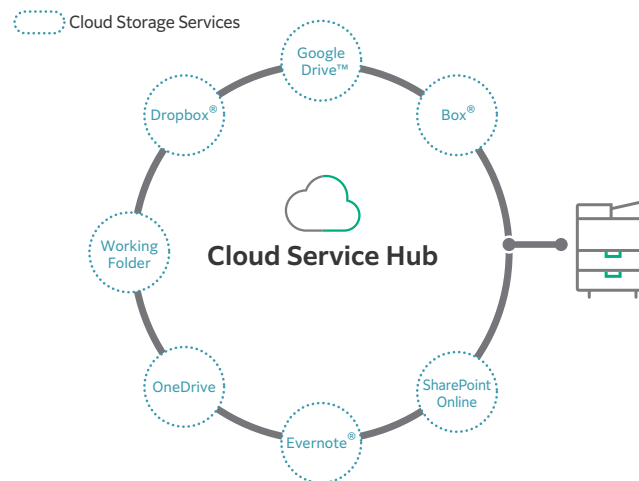
- Can be operated securely using a User ID and password
- Fear of loss or stolen data is minimised
- No dedicated driver is required

* Cloud services provided by FUJIFILM Business Innovation. A separate contract is required.

Centralised cloud integration

Cloud Service Hub* allows single sign-on to multiple cloud storage services.

- Specific storage location can be assigned for scanned documents directly from the multifunction device
- Searching documents from multiple cloud services is supported
- Full-text search on scanned documents can be performed with OCR



* Cloud services provided by FUJIFILM Business Innovation. A separate contract is required.

Initiatives for environmental consideration



We are working to develop environmentally conscious products, including technologies that reduce the power consumption of multifunction devices and printers to achieve lower environmental impact. Fujifilm Group introduced the certification program in which we clarify the environmental value of each product by assessments at the time of product development, conduct the evaluation based on our in-house certification criteria and certify the products* that are excellent in reducing environmental impact as "Green Value Products". This product was certificated as a "Gold" rank product that contributes to reduction of environmental impact at industries' highest level.

* Products and services excellent in reducing environmental impact are those designed in consideration of environmental impact throughout their life cycle from acquisition of raw materials, production, usage, disposition, to reuse.

Initiatives for energy conservation

- Achieve both energy conservation and customer convenience by adopting IH fusing technologies that enable quick heating to eliminate the necessity of preheating in standby or power-saving mode
- Achieve both high image quality and energy conservation by equipping the LED printhead that enables space and energy saving design, as well as Super EA-Eco toner that has low-temperature fusing performance
- Reduce the power consumption with the smart power saving feature that solely powers on the required parts according to the functions being used by customers

Initiatives for resources conservation

- Staple-free stapling that helps reducing waste and that also can be used with peace of mind at certain places where need considerations for safety or any contamination
- Functions contributing to paper consumption reduction -Private Charge Print, Scan, Paperless Fax, Pages per Side/Multiple-Up etc.
- Adopt design for making products easy to reuse/recycle after use



Safeguard important information

Information is an important asset which should be protected at all cost

Protect from unauthorised user

Multiple options of setting user authorisation allow administrator to select a right combination as per given environment.

- Local Authentication
- Authentication by Remote Server*
- IC Card Authentication*
- User-specific feature access
- Private Charge Print

* Optional.

Additional layer of unwanted access can be created for specific users (e.g. guests).

- Secondary Ethernet Kit*

* Optional.

Protects Data

Protects against any malicious intent of hacking, tampering with device / system settings.

- Encryption of stored data
- Uses TPM* 2.0 chip for encryption key management
- Deletes settings and document information all at once

* Trusted Platform Module

Protects the information by means of strong encryption while transferring it between devices, servers etc.

- Encryption of communication paths by SSL/TLS or IPsec
- Encryption when transferring via SMBv3 and SFTP
- Scan file encryption/signature
- Email encryption and signature by S/MIME
- TLS version limit
- Elliptic curve cryptography
- WPA3

Protect from unauthorised access

Protects device settings at multiple levels by clearly demarking change restrictions for different target audience - End users, IT administrators and Service Engineers.

- Service representative operation restriction
- Account lock to prevent unauthorised access
- Information for changing the default password
- Warnings displayed when using global IP address

Prevents unauthorised program from installing without notice. Robust IT audits are supported with device data logs for easy tracking.

- Software signature verification
- Remote update restrictions
- IP address filtering
- Tampering detection at startup and automatic restoration when tampering is detected
- Prevention of tampering during operation
- Audit log
- Audit log system transfer

Prevents operation errors

Prevents information leakage due to inadvertent mistakes by administrators and users.

- Scan documents to be delivered to fixed destination
- Re-enter fax recipient
- Annotations
- Hidden text printing*
- Digital code embedding and tracking function*

* Optional.

Security certifications

- Certified with ISO/IEC 15408, which is the international standard for designing and operating IT security



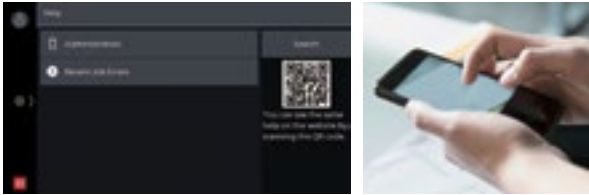
Reliable support system

Easy solutions to resolve problems

From supplies replacement to unexpected device failures, most problems can be resolved without waiting for the service representatives or sales representatives.

1. Resolve problem using the "Help" function on the device

- Self Help information is available on the control panel
- Self Help information can be accessed via the mobile device by scanning the QR code displayed on the control panel



2. "Remote Assistance" with the help of operators

- Connects directly to the Support Centre
- An operator will remotely access the multifunction device to resolve the problem by guiding through the steps on the shared control panel

Keeping a close eye on your multifunction device on a daily basis

Monitoring the multifunction device status to minimise operation down time.

- Check billing meter
- Automatically delivers consumables when cartridges level is low
- Detect machine errors for early invention to rectify the problem

Note: You need to apply for using the EP-BB enabling Smart Remote Service (free of charge)

Making a backup of multifunction device's settings

Device Setup Editor is a free tool which helps you both, in editing device setting and creating a much-needed information backup for business continuity reasons.

- A back up the device / printer settings can be created onto the PC
- Administrator can optimize device usage by viewing/editing these settings, best suited for their environment.
- When installing a new device, these settings can be migrated (or cloned) from the existing device to the new device



Device Log Service*

Multifunction device usage can be tallied and viewed via Web UI. This streamlines expense management and promotes TCO savings.

- Usage calculation can be done via the web browser
- Authentication function allows usage tracking by user level
- Easy-to-read result tabulations in colour coded tables and charts
- Dedicated server is not required

* Cloud services provided by FUJIFILM Business Innovation.

Create appealing promotional materials from various type of paper size and material

The device supports various paper size and thickness such as postcards, envelopes, and long paper. Promotional materials can be easily produced in-house.

- Supports long paper up to 320 × 1,200 mm
- Supports 52 to 300 gsm paper from lightweight cardstock paper such as certificate of commendation
- Bypass tray supports postcards and envelopes, and an optional "Envelope Tray" is available



Optional

Up to 10 sheets* staple-free stapling is available.







Supports multi-position single and double Staple-free Stapling.

* 80 gsm or less.



Single Stapling

Dual Stapling

 <p>Staple Stapling multiple pages together</p>	 <p>Staple-free Staple Stapling multiple pages together</p>	 <p>Punch Hole punching for binders</p>
 <p>Saddle Staple Convenient for making catalogs and booklets</p>	 <p>Z-fold Half Sheet Z-folds A3 documents into A4 size</p>	 <p>Tri-fold Convenient for inserting direct mail, etc.</p>

Finisher-A2	Finisher-B5 + Booklet Maker Unit	Finisher-C5 with Booklet Maker & Hole Punch	Finisher-C5 with Booklet Maker & Hole Punch + Folder Unit
-------------	----------------------------------	---	---



Staple capacity	Staple	50 sheets* ¹	50 sheets	50 sheets or 65 sheets* ²	50 sheets* ³ or 65 sheets* ^{2,3}
	Staple-free staple	-	10 sheets	10 sheets	10 sheets
Punch		-	2/4 holes or 2/3 holes* ⁴	2/4 holes or 2/3 holes* ⁵	2/4 holes or 2/3 holes* ⁵
Saddle Staple		-	15 sheets* ⁶	20 sheets	20 sheets
Single fold		-	●* ⁶	●	●
Tri-fold		-	-	-	●* ⁷
Z-fold Half Sheet		-	-	-	●* ⁷
Paper capacity* ⁸	Output tray	-	-	500 sheets	500 sheets
	Finisher tray	500 sheets	2000 sheets	1500 sheets	1500 sheets

Note : Finisher-A2 is compatible with models up to C5570 / C4570 / C3570 / C3070 / C2570.

*1: A4 size. Up to 30 sheets for B4 or larger.

*2: With Finisher-C Staple Unit

*3: When mixed with Z fold half sheet, the number of sheets is reduced.

*4: 64 to 80 gsm paper.

*4: Finisher-B5 requires the 2/4 Hole Punch Kit or the US 2/3 Hole Punch Kit.

*5: Finisher cannot be add the hole punching function. One of the following is required: Finisher C5 with Booklet Maker 2/4 Hole Punch or Finisher C5 with Booklet Maker 2/3 Hole Punch.

*6: Booklet Maker Unit is required. Saddle Staple and Single Fold on Finisher-B5 make creases without folding.

*7: Folder Unit CD3 is required.

*8: 70 to 80 gsm paper / A4 size.

For high volume copy, print and fax jobs

High Capacity Feeder Type

High Capacity Feeder B1 can feed 2,000 sheets*¹.

High Capacity Feeder B2 can feed 2,940 sheets*¹.

Maximum paper capacity of 6,140 sheets*² can be loaded with Tandem Tray module to support high volume printing needs.

*1: 80 gsm paper.



High Capacity Feeder B1



High Capacity Feeder B2

Apeos C7070 / C6570 / C5570 / C4570 / C3570 / C3070 / C2570 Functions & Specifications

Basic Specifications/Copy Function

Item	Description						
	C7070	C6570	C5570	C4570	C3570	C3070	C2570
Type	Console						
Memory capacity	4 GB (Max: 4 GB)						
Storage Device Capacity*	128 GB						
Colour Capability	Full colour						
Scan Resolution	600 x 600 dpi						
Printing Resolution	1,200 x 2,400 dpi (Text-Photo / Photo), 600 x 600 dpi (Text / Map)						
Warm-up Time**2	[Embedded Plug-ins / Custom Services] *3 When enabled: 30 seconds or less (23 degrees Celsius room temperature) When disabled: 24 seconds or less (23 degrees Celsius room temperature)						
Recovery Time (Recovery Time from Sleep mode)	13 seconds or less (23 degrees Celsius room temperature)	11 seconds or less (23 degrees Celsius room temperature)	5 seconds or less (23 degrees Celsius room temperature)				
Original Size	Maximum of A3, 11 x 17", 297 x 432 mm for both Sheet and Book						
Paper Size	Max	SRA3 (320 x 450 mm), 12 x 18" (305 x 457 mm), A3 [12 x 19" (305 x 483 mm), 320 x 483 mm when using Bypass Tray]					
	Min	A5, Postcard (100 x 148 mm) [89 x 98 mm when using Bypass Tray]					
	Image loss width**4	Lead edge 4.0 mm, Trail edge 2.0 mm, Right/Left edge 2.0 mm					
Paper Weight**5	Paper Tray	52 to 300 gsm					
	Bypass Tray	52 to 300 gsm					
First Copy Output Time	B/W**6	3.3 sec.	3.3 sec.	3.7 sec.	4.4 sec.	4.9 sec.	6.3 sec.
	Colour**7	4.1 sec.	4.1 sec.	5.2 sec.	5.7 sec.	6.7 sec.	8.7 sec.
Continuous Copy Speed**8	A4 LEF/ JIS B5 LEF	B/W: 70 ppm Colour: 70 ppm	B/W: 65 ppm Colour: 65 ppm	B/W: 55 ppm Colour: 55 ppm	B/W: 45 ppm Colour: 45 ppm	B/W: 35 ppm Colour: 35 ppm	B/W: 30 ppm Colour: 30 ppm
	A4 / JIS B5	B/W: 50 ppm Colour: 50 ppm	B/W: 47 ppm Colour: 47 ppm	B/W: 40 ppm Colour: 40 ppm	B/W: 32 ppm Colour: 32 ppm	B/W: 27 ppm Colour: 27 ppm	B/W: 23 ppm Colour: 23 ppm
	JIS B4	B/W: 41 ppm Colour: 41 ppm	B/W: 38 ppm Colour: 38 ppm	B/W: 32 ppm Colour: 32 ppm	B/W: 26 ppm Colour: 26 ppm	B/W: 23 ppm Colour: 23 ppm	B/W: 20 ppm Colour: 20 ppm
	A3	B/W: 35 ppm Colour: 35 ppm	B/W: 32 ppm Colour: 32 ppm	B/W: 27 ppm Colour: 27 ppm	B/W: 22 ppm Colour: 22 ppm	B/W: 19 ppm Colour: 19 ppm	B/W: 17 ppm Colour: 17 ppm
Paper Tray Capacity**9	Standard	4 Tray Model: 520 sheets x 4-tray + Bypass Tray 90 sheets Tandem Tray Model: 520 sheets x 2-tray + 840 sheets + 1,230 sheets + Bypass Tray 90 sheets					
	Optional	High Capacity Feeder B1: 2,000 sheets High Capacity Feeder B2: 2,940 sheets					
	Max	4 Tray Model: 5,110 sheets (4 Tray Model + High Capacity Feeder B2) Tandem Tray Model: 6,140 sheets (Tandem Tray Model + High Capacity Feeder B2)					
Output Tray Capacity**10	Upper Center: 250 sheets (A4 LEF), Lower Center: 250 sheets (A4 LEF)						
Power Supply	AC220-240 V +/- 10 %, 10 A, 50/60 Hz common						
Maximum Power Consumption	2.4 kW (AC240 V +/- 10 %)	2.4 kW (AC240 V +/- 10 %)		2.4 kW (AC240 V +/- 10 %)			
	Sleep mode: 0.5 W (AC230 V)	Sleep mode: 0.5 W (AC230 V)		Sleep mode: 0.5 W (AC230 V)			
	Ready mode: 106 W (AC230 V)	Ready mode: 90 W (AC230 V)		Ready mode: 57 W (AC230 V)			
Dimensions	W 658 x D 790 x H 1,169 mm	4 Tray Model (DADF B2-PC): W 658 x D 720 x H 1,119 mm		4 Tray Model (DADF C2-PC): W 658 x D 790 x H 1,169 mm			W 633 x D 677 x H 1,119 mm
		Tandem Tray Model (DADF B2-PC): W 658 x D 720 x H 1,119 mm		Tandem Tray Model (DADF C2-PC): W 658 x D 790 x H 1,169 mm			
		4 Tray Model (DADF B2-PC): 129 kg		4 Tray Model (DADF C2-PC): 146 kg			
Weight**11	156 kg	Tandem Tray Model (DADF B2-PC): 136 kg		Tandem Tray Model (DADF C2-PC): 156 kg			124 kg

*1: The Storage Device Capacity is not totally available for customers.

*2: It may change depending on usage conditions.

*3: Embedded Plug-ins / Custom Services are enabled as factory default. You can change the settings if needed.

*4: Up to A3 size.

*5: It is recommended to use our recommended paper. Correct print output may not be possible depending on the requirement.

*6: A4 LEF / Monochrome priority mode.

*7: A4 LEF / Colour priority mode.

*8: The speed may be reduced due to the image quality adjustment.

*9: 80 gsm paper.

*10: 70 gsm paper.

*11: Excluding Toner Cartridge.

Duplex Automatic Document Feeder B2-PC

Item	Description					
	C5570	C4570	C3570	C3070	C2570	
Original Size / Paper Weight	Max: A3, 11 x 17"; Min: A6**1 38 to 128 gsm (In Duplex: 50 to 128 gsm) **2					
Capacity**3	130 sheets					
Scan Speed**4	Copy (A4 LEF, Simplex)	B/W: 55 ppm Colour: 55 ppm	B/W: 45 ppm Colour: 45 ppm	B/W: 35 ppm Colour: 35 ppm	B/W: 30 ppm Colour: 30 ppm	B/W: 25 ppm Colour: 25 ppm
	Scan	B/W: 80 ppm, Colour: 80 ppm (1 pass, 2 sided scanning: B/W 160 ppm, Colour 160 ppm) [Standard Document (A4 LEF), 200 dpi, to Folder.]				

*1: The minimum custom size is 49 x 85 mm.

*2: Custom sizes from 49 x 85 mm to 55 x 91 mm are available from 38 to 209 gsm.

*3: 70 gsm paper.

*4: The scanning speed varies depending on the documents.

Duplex Automatic Document Feeder C2-PC

Item	Description				
	C7070	C6570	C5570	C4570	
Original Size / Paper Weight	Max: A3, 11 x 17"; Min: A6**1 38 to 200 gsm (In Duplex: 50 to 200 gsm)				
Capacity**2	250 sheets				
Scan Speed**3	Copy (A4 LEF, Simplex)	B/W: 70 ppm Colour: 70 ppm	B/W: 65 ppm Colour: 65 ppm	B/W: 55 ppm Colour: 55 ppm	B/W: 45 ppm Colour: 45 ppm
	Scan	B/W: 135 ppm, Colour: 135 ppm (1 pass, 2 sided scanning: B/W 270 ppm, Colour 270 ppm) [Standard Document (A4 LEF), 200 dpi, to Folder.]			

*1: The minimum custom size is 84 x 139.7 mm.

*2: 70 gsm paper.

*3: The scanning speed varies depending on the documents.

Print Function

Item	Description	
Type	Built-in type	
Continuous Print Speed**1	Same as the Basic Specifications / Copy Function	
Printing Resolution	Standard	[PCL Driver] Standard: 1,200 x 2,400 dpi, High Quality: 1,200 x 2,400 dpi, High Resolution: 1,200 x 1,200 dpi
	Optional	[Adobe® PostScript® 3™ Driver] High Speed (Standard): 600 x 600 dpi, High Quality: 1,200 x 2,400 dpi, High Resolution: 1,200 x 1,200 dpi
Page Description Language	Standard	PCL5 / PCL6
	Optional	Adobe® PostScript® 3™
Supported Operating System**2	Standard	[PCL Driver] Windows 11 (64 bit), Windows 10 (32 bit / 64 bit), Windows Server 2022 (64 bit), Windows Server 2019 (64 bit), Windows Server 2016 (64 bit), Windows Server 2012 R2 (64 bit), Windows Server 2012 (64 bit)
	Optional	[Mac OS X Driver] macOS 13 / 12 / 11 / 10.15 / 10.14 [Adobe® PostScript® 3™ Driver] Windows 11 (64 bit), Windows 10 (32 bit / 64 bit), Windows Server 2022 (64 bit), Windows Server 2019 (64 bit), Windows Server 2016 (64 bit), Windows Server 2012 R2 (64 bit), Windows Server 2012 (64 bit) macOS 13 / 12 / 11 / 10.15 / 10.14
Interface	Standard	Ethernet 1000BASE-T / 100BASE-TX / 10BASE-T, USB3.0
	Optional	Wireless LAN (IEEE 802.11 a / b / g / n / ac)

*1: The speed may be reduced due to the image quality adjustment. The printing speed may be reduced depending on the document.

*2: Please refer to our official website for the latest supported OS.

Scan Function

Item	Description	
Type	Colour Scanner	
Scan Resolution	600 x 600 dpi, 400 x 400 dpi, 300 x 300 dpi, 200 x 200 dpi	
Scan Speed	Same as the Scan Speed for the Duplex Automatic Document Feeder	
Interface	Standard	Ethernet 1000BASE-T / 100BASE-TX / 10BASE-T
	Optional	Wireless LAN (IEEE 802.11 a / b / g / n / ac)

Note: Installed for Model-CPS as standard.

Fax Function (Optional)

Item	Description
Original Size	Max: A3, 11 x 17"; Long document (Longest 600 mm)
Recording Paper Size	Max: A3, 11 x 17"; Min: A5
Transmission Time	2 seconds and more but fewer than 3 seconds**1
Transmission Mode	ITU-T G3
Applicable Lines	Telephone subscriber line, PBX, Fax communication (PSTN), Maximum 3 ports**2 (G3-3 ports)

*1: When A4 size document with approximately 700 characters is transmitted in standard image-quality (8 x 3.85 lines/mm) and in high-speed mode (28.8 kbps or faster, JBIG). Only indicates the time for transmitting the image information and does not include the communication control time. The total communication time will vary depending on the contents of the document, the type of machine receiving the fax, and line condition.

*2: No. of FAX lines is up to 3 ports. Port refers to number of channels for FAX.

High Capacity Feeder B1 (Optional)

Item	Description
Paper Size	A4 LEF, Letter LEF, JIS B5 LEF
Paper Weight	55 to 216 gsm
Feeding Capacity / Number of Tray*	2,000 sheets x 1-tray
Dimensions	W 389 x D 614 x H 380 mm
Weight	29 kg

* 80 gsm paper.

High Capacity Feeder B2 (Optional)

Item	Description
Paper Size	A4 LEF, Letter LEF, JIS B5 LEF
Paper Weight	55 to 216 gsm
Feeding Capacity / Number of Tray*	2,940 sheets x 1-tray
Dimensions	W 476 x D 618 x H 433 mm
Weight	31 kg

* 80 gsm paper.

Side Tray

Item	Description
Paper Capacity*	100 sheets
Dimensions	W 327 x D 414 x H 179 mm

* 70 gsm paper.

Finisher-A2 (Optional)

Item	Description	
Type	Sort (Offset available*) / Stack (Offset available*)	
Paper Size	Max: A3, 11 x 17"; Min: A5, Postcard (100 x 148 mm)	
Paper Weight*2	52 to 256 gsm	
Paper Capacity*3	[Without Stapling] A4 LEF: 500 sheets, JIS B4: 250 sheets, A3 or larger: 200 sheets, Mixed Size Stacking*4: 250 sheets [With Stapling] 30 sets, or A4 LEF: 500 sheets, JIS B4: 250 sheets, A3 or larger: 200 sheets, Mixed Size Stacking*4: 250 sheets	
Staple	Capacity	A4: 50 sheets (90 gsm or less), JIS B4 or larger: 30 sheets (90 gsm or less)
	Paper Size*5	Max: A3, 11 x 17"; Min: JIS B5 LEF
	Paper Weight	52 to 256 gsm
	Position	Single stapling, Dual stapling
Dimensions / Weight	W 478 x D 461 x H 238 mm, 11 kg	

Note: The unit cannot be installed on C7070 / C6570.

*1: [No Offset] is selected by factory default. The settings can be changed according to the customer's use situation.

*2: Documents may not be printed correctly depending on usage conditions. (52 to 55 gsm)

*3: 70 gsm paper.

*4: When larger size sheets are stacked on top of smaller size sheets: 250 sheets (when large size sheets are smaller than A3) / 200 sheets (when large size sheets are A3 or larger)

The same applies to when staple-free and stapled bindings are mixed or different stapling positions are mixed.

*5: Available staple positions vary depending on the paper size.

Finisher-B5 & Hole Punch (Optional)

Item	Description	
Type	Sort (Offset available**2) / Stack (Offset available**2)	
Paper Size*3	Max: A3, 11 x 17"; Min: A5	
Paper Weight*4	52 to 300 gsm	
Paper Capacity*5	[Without Stapling] A4: 2000 sheets, JIS B4 or larger: 1000 sheets, Mixed Size Stacking*6: 300 sheets [With Stapling] A4: 100 sets or 1000 sheets*7, JIS B4 or larger: 75 sets or 750 sheets [With Booklet Finishing*8] 50 sets or 600 sheets [With Fold*9] 500 sheets	
Staple	Capacity	Staple: 50 sheets (90 gsm or less). Staple-free Staple*9*10: 10 sheets (80 gsm or less)
	Paper Size*9	Max: A3, 11 x 17"; Min: A5 LEF
	Paper Weight	Staple: 52 to 256 gsm. Staple-free Staple*9*10: 64 to 105 gsm
	Position	Single stapling, Dual stapling
Punch*10	Number of Holes	2-hole / 4-hole punch or 2-hole / 3-hole punch (US Specifications)
	Paper Size*13	Max: A3, 11 x 17"; Min: A5 LEF
	Paper Weight	52 to 220 gsm
Booklet Finishing*8	Capacity	Saddle Staple: 15 sheets; Single Fold: 5 sheets
	Paper Weight	Saddle Staple: 64 to 80 gsm*14, Single Fold: 64 to 105 gsm
Dimensions*15	W 592 x D 653 x H 1041 mm, With Booklet Maker Unit: W 592 x D 673 x H 1076 mm	
Weight*16	28 kg, Punch Kit: + 2 kg, Booklet Maker Unit: + 10 kg	

Note: Both stapled stapling and staple-free stapling are available with Finisher-B5.

*1: The offset feature is set to disabled by factory default. The setting can be changed as necessary.

*2: Outputs whose weight is 257 gsm and more or width is less than 210 mm are delivered without offset stacking.

*3: Paper in the sizes larger than A3 or 11 x 17" or smaller than A5 are delivered to the Centre Tray.

*4: Documents may not be printed correctly depending on usage conditions. (52 to 55 gsm, 257 gsm and more)

*5: 70 gsm paper.

*6: When larger size sheets are stacked on top of smaller size sheets.

*7: 75 sets or 750 sheets with dual stapling.

*8: The Booklet Finishing function requires the optional Booklet Maker Unit for Finisher-B. Make a crease allows you to fold easily. After a job with the Booklet Finishing function specified has been output, the next job may not be delivered until the sheets are removed from the output tray. Also, if larger size sheets are stacked on top of smaller size sheets after a job with the Booklet Finishing function specified has been run, the next job may not be delivered until the sheets are removed from the output tray.

*9: Staple-free stapling is available with Finisher-B5.

*10: Staple-free stapling does not have binding force equal to stapled stapling. Bound part may be easily separated depending on the paper, temperature, humidity, and how the page is turned over.

*11: Available staple positions vary depending on the paper size.

*12: The Punch function requires the optional 2/4 Hole Punch Kit for Finisher-B or US 2/3 Hole Punch Kit for Finisher-B.

*13: Available number of punch holes varies depending on the paper size.

*14: Covers can be up to 220 gsm (Extra Heavyweight).

*15: Inner connector within the body is excluded.

*16: When installed on Apeos C3570 / C3070 / C2570, add 0.5 kg as cover.

Finisher C5, Finisher-C5 with Booklet Maker & Hole Punch (Optional)

Item	Description	
Type	Output Tray	Sort (Offset available) / Stack (Offset available)
	Finishing Tray	Sort (Offset available) / Stack (Offset available)
	Booklet Tray	Sort / Stack
Paper Size	Output Tray	Max: 12 x 19" (305 x 483 mm), A3; Min: A6, Postcard (100 x 148 mm)
	Finishing Tray	Max: 12 x 19" (305 x 483 mm), A3; Min: A5 LEF
Paper Weight	Output Tray	52 to 300 gsm*1
	Finishing Tray	52 to 300 gsm*1
Paper Capacity*2	Output Tray	500 sheets (A4)
	Finishing Tray	[Without Stapling] A4: 1500 sheets, JIS B4 or larger: 1500 sheets, A5 LEF: 1000 sheets, Mixed Size Stacking*3: 300 sheets [With Stapling] A4: 200 sets or 1500 sheets JIS B4 or larger: 100 sets or 1500 sheets A5 LEF: 100 sets or 1000 sheets Mixed Size Stacking*3: 70 sets or 200 sheets
Staple	Booklet Tray	20 sets*4
	Capacity	50 sheets (90 gsm or less)*5 Staple-free Staple*6*7: 10 sheets (80 gsm or less)
	Paper Size*8	Max: A3, 11 x 17"; Min: A5 LEF
	Paper Weight	52 to 300 gsm. Staple-free Staple*6*7: 64 to 105 gsm
Punch*9	Position	Single stapling, Dual stapling
	Number of Holes	2-hole / 4-hole punch or 2-hole / 3-hole punch (US Specifications)
	Paper Size*10	Max: A3, 11 x 17"; Min: A5 LEF
Booklet Finishing	Paper Weight	52 to 220 gsm
	Capacity*11	Saddle Staple: 20 sheets (90 gsm or less) Single Fold: 5 sheets (90 gsm or less)
	Paper Size	Max: SRA3 (320 x 450 mm), 12 x 18" (305 x 457 mm), A3; Min: JIS B5
Dimensions*12	Paper Weight	Saddle Staple: 60 to 300 gsm Single Fold: 60 to 300 gsm
	Weight*13	W 649 x D 692 x H 1054 mm When Folder Unit CD3 is installed: W 888 x D 692 x H 1054 mm
Weight*13	Finisher-C5 with Booklet Maker (w Punch): 61 kg Folder Unit CD3: + 52 kg	

Note: Both stapled stapling and staple-free stapling are available with Finisher-C5 with Booklet Maker & Hole Punch.

Note: Transport Unit is required.

*1: 52 to 55 gsm output paper may not be aligned properly depending on the paper type.

*2: 70 gsm paper.

*3: When larger size sheets are stacked on top of smaller size sheets.

*4: When the output paper size is the same.

*5: Up to 65 sheets can be stapled when the Finisher-C Staple Unit 65 Sheets is installed. However, depending on the paper type, incorrect stapling such as uneven edge alignment of sets may occur.

*6: Staple-free stapling is available with Finisher-C5 with Booklet Maker & Hole Punch.

*7: Staple-free stapling does not have binding force equal to stapled stapling. Bound part may be easily separated depending on the paper, temperature, humidity, and how the page is turned over.

*8: Available staple positions vary depending on the paper size.

*9: Punching function cannot be added. Select a finisher with the hole punching function.

*10: Available number of punch holes varies depending on the paper size.

*11: The maximum number of sheets varies depending on the paper weight. Booklet may not be tightly closed depending on the size or type of the paper.

*12: When the Extension Tray is pulled out.

*13: When installed on Apeos C3570 / C3070 / C2570, add 1 kg as cover.

Folder Unit CD3 (Optional)

Item	Description	
Z Fold Half Sheet	Paper Size	A3, 11 x 17", JIS B4
	Paper Weight	60 to 90 gsm
Tri-fold	Paper Size	A4, Letter
	Paper Weight	60 to 90 gsm
	Paper Capacity*1	40 sheets
Power Supply*2 / Maximum Power Consumption	AC220-240 V +/- 10%, 0.6 A, 50/60 Hz common, 144 W	
Dimensions	W 232 x D 588 x H 991 mm	
Weight	52 kg	

Note: Optional of Finisher-C5 with Booklet Maker & Hole Punch.

*1: 70 gsm paper.

*2: Power supply separate from the main unit is required.

Envelope Tray (Optional)

Item	Description
Paper Size	DL LEF, ISO-C4, ISO-C5 LEF, ISO-C6 LEF, Commercial #10 LEF, Monarch 7.3/4 LEF Custom size: 241 x 372 mm to 90 x 98 mm
Paper Weight	Envelope: 75 to 90 gsm, Postcard: 106 to 220 gsm
Feeding Capacity / Number of Tray*	50 sheets x 1-tray
Dimensions	[C7070 / C6570 / C5570 / C4570] : W 620 x D 566 x H 87 mm [C3570 / C3070] : W 595 x D 566 x H 87 mm
Weight	3 kg

* Commercial #10 paper.

Notes

1) If the storage media of the base unit fail, loss of received data, accumulated data, registered setting data, etc. may occur. In no event shall "the company" be liable for any damages whatsoever arising from loss of data.

2) Functional spare parts will be available for at least 7 years after the product is no longer manufactured.

Enhanced basic functions

Copy

- Output Color
- Paper Supply
- Reduce/Enlarge
- Slight Reduction
- Auto 2 Sided Output
- Pages per Side (2 Pages / 4 Pages / 8 Pages)
- Copy Output (uncollated/collated)
- Single Color / Dual Color Copy
- Copy (ID Card)
- Mixed Size Originals
- Original Size
- Image Enhancement
- Book Copying
- Edge Erase
- Image Shift
- Mirror Image / Negative Image
- Image Rotation
- Booklet Creation
- Multiple-Up x Booklet Creation
- 2 Sided Book Copying
- Covers
- Poster
- Repeat Image
- Preset Repeat Image
- Annotations
- Watermark(optional)
- Joint Job
- Sample Job
- Delete Outside / Delete Inside
- Staple / Staple-free Staple / Punch / Folding / Saddle Staple (optional)

Print

- PCL
- Adobe® PostScript® 3™ (optional)
- Multi-Model Print Driver 2
- Microsoft Universal Print
- Secure Print
- Sample Set
- Delayed Print
- Print from Folder
- Form Registration
- Multiple-Up
- Booklet Creation
- Multiple-Up x Booklet Creation
- Poster
- Covers / Separators
- Long Paper Printing
- Envelope printing
- Private Charge Print
- Charge Print
- Print from USB (optional)
- Staple / Staple-free Staple / Punch / Folding / Saddle Staple (optional)
- Server-less On-Demand Print (optional)

Fax (Optional)

- G3 × maximum 3 ports (optional)
- Internet Fax
- SIP Fax (optional)
- Send Direct Fax
- Address Book (maximum 5,000 entries)
- Broadcast Transmission / Group Transmission
- Redial / Resend Unsent Documents
- Rotate 90 Degrees
- Preview
- 2 Sided Scanning
- Resolution
- Lighten / Darken
- Original Type
- Mixed Size Originals
- Transmission Header
- Priority Send / Delay Start
- Cover Page
- Remote Folder
- Transmission Report
- Activity Report
- Re-enter Recipient
- Prevents Unsolicited Faxes
- Prohibit Direct Fax
- Receive Paperless Fax
- Simple Image Log Support

Scan(optional)

- Scan to Folder (TWAIN driver/Web browser)
 - Transfer via SMB/FTP/SFTP
 - Email
 - Scan (URL)
 - Scan to USB (optional)
 - Simultaneous transmission such as Email / Transfer via SMB, etc.
 - ScanAuto
 - Preview
 - Color Scanning
 - 2 Sided Scanning
 - Mixed Size Originals
 - File Format: TIFF / JPEG / PDF*1 / XDW(DocuWorks)*2
 - Microsoft Excel/Word format (optional)
 - Single File for Each Page
 - Searchable Text (optional)
 - High Compression (High Speed)(optional)
 - Background Suppression
 - Shadow Suppression
 - Auto Upright Orientation
 - Skew Correction
 - Skip Blank Pages
 - Book Scanning
 - Job Flow Sheets
 - Scan Delivery (optional)
- *1: High Compression / Specific Color / Searchable Text / Security / Signature / Optimise For Quick Web View
- *2: High Compression / Specific Color / Searchable Text / Security / Signature

Others

- Local Authentication
 - Remote Authentication
 - Microsoft Entra ID* linked authentication (optional)
 - IC Card Log In (optional)
 - Serverless Authentication (optional)
 - Secondary Ethernet (optional)
 - Wi-Fi Support (optional)
 - Data Encryption
 - Data Overwrite (optional)
 - Secure Watermark (optional)
 - Image Log (optional)
 - Message screen from an administrator
 - Job History Export
- * Formerly Azure Active Directory

Note: More options may need to be added depending on the model.

fujifilm.com/fbau

FUJIFILM

FUJIFILM Business Innovation Australia Pty Ltd

8 Khartoum Road MACQUARIE PARK NSW 2113 Australia
Tel. +61 2 9856 5000

The available model varies depending on the country/region. Please ask the sales representatives for details. The product specifications, appearance and other details in this brochure are subject to change without notice for improvements.

Reproduction Prohibitions Please note that reproduction of the following is prohibited by law : •Domestic and foreign currencies, government-issued securities, and national bonds and local bond certificates. •Unused postage stamps, post cards, etc. •Certificate stamps stipulated by law. •Reproducing works forming the subject matter of copyright (literary works, musical works, paintings, engravings, maps, cinematographic works, drawings, photographic works, etc.) is not permitted unless the reproduction is for the purpose of personal use, family use or other similar uses within a limited circle.

Trademarks •FUJIFILM and FUJIFILM logo are registered trademarks or trademarks of FUJIFILM Corporation. •Apeos, Smart WelcomEyes, DocuWorks, Working Folder, Cloud Service Hub, and Cloud On-Demand Print are registered trademarks or trademarks of FUJIFILM Business Innovation Corp. •Microsoft, Active Directory, Azure, Microsoft Entra, Microsoft Edge, Excel, OneDrive, PowerPoint, SharePoint, Microsoft Teams, Windows, and Windows Server are registered trademarks of US Microsoft Corporation in the U.S. and other countries. •Apple, Mac, macOS, OS X, AirPrint, and AirPrint logo are trademarks of Apple Inc. registered in the U.S. and other countries and regions. •Adobe, Adobe logo, PostScript, and PostScript logo are either registered trademarks or trademarks of Adobe in the United States and/or other countries. •Mopria, the Mopria Logo, and the Mopria Alliance word mark and logo are registered and/or unregistered trademarks and service marks of Mopria Alliance, Inc. in the United States and other countries. •QR Code is a registered trademark of DENSO WAVE INCORPORATED. •All product names and company names mentioned in this brochure are trademarks or registered trademarks of their respective companies.



For Your Safety

Before using the product, read the Instruction Manual carefully for proper use. Use the product with the power source and voltage specified. Be sure to establish ground connection. Otherwise, electronic shock may result in the case of a failure or short circuit.

The information is as of December, 2023. PIC-0170 AU (2104-R5)